

Digital DC 10x10A



- Fewer cables
- Lower weight
- More user-friendly
- Quicker installation
- Remote control

## The amazing comfort of Digital Switching







# Intelligent sailing with Digital Switching

Mastervolt's motto is 'The Power to be Independent'. As the leading manufacturer of complete, integrated systems for on-board power supplies, innovation is given a high priority. The maritime industry used to lag behind with regard to system integration compared to what is available in intelligent homes and cars. Now Mastervolt has developed a system that allows yachtbuilders, architects and installers to fight back with Mastervolt Digital Switching!

## **The market needs Digital Switching**

As owners demand ever higher levels of on-board luxury and comfort, yachts need to carry more equipment which in turn takes up more space. This makes it essential to arrange everything on-board more efficiently, and Digital Switching makes an enormous contribution to this goal. Mastervolt's latest innovation requires fewer cables, takes up less space and increases luxury. Digital Switching operates both DC and AC loads with the Mastervolt Digital DC 10x10A as the main element, switching every DC load. The Digital AC 1x3A switches AC users up to 3 A directly and larger users via a relay.

## **Easy and user-friendly**

The lives of guests and crew are made easier by Digital Switching and MasterBus. Safety and power information is available at a glance and the system has smart alarm functions. You will also enjoy the benefits of standard options such as the 'follow me home' function (lights remain on until you have left the yacht) or an update via your phone of your battery status. You can even dim the lights with a delay and install warning signals when you exceed the programmed levels.

## **Saving time and costs**


Mastervolt's Digital Switching results in less working hours and installation materials, and fewer and thinner cables. The MasterBus control system also includes system integration and energy management, ensuring the best possible ratio between power generation, storage and consumption. When the air conditioning is turned on, for instance, the generator automatically starts if necessary. Another example is light dimming, which no longer requires a complex installation process thanks to the Digital DC 10x10A. So you can say goodbye to the dimmers!

## **Digital DC 10x10A: The height of intelligence**

Bathroom ventilation, refrigerator, navigation equipment, microwave, DVD player, electrical winches, bowthrusters or halogen lights in the master suite; Digital Switching 'ties' it all together with the intelligent MasterBus one-cable system. The Digital DC 10x10A consists of 10 output channels of 10 A, which can be connected in parallel to switch higher currents (up to 100 A).



# Digital Switching: The benefits



## Easier than ever

Working in ten languages, the Mastervolt system is exceptionally user-friendly. The user interface for all (Mastervolt) products within the system is identical, whether you are monitoring battery chargers, converters, generators, batteries or digital switching. All control panels have an identical and logical layout, with or without PC software.



## Quick design

The Digital DC 10x10A has ten outputs with pre-defined, adjustable settings, such as a 'bilge pump output' or a 'lighting output'. Connect, select the fuse value and you are set. All outputs work the same way with different parameters. The module also has programmable signals, such as automatically switching off navigation lights in the mornings.



## Easy to configure

Configuration is amazingly easy. For example, tell a switch to turn on a lamp when flicking the light switch and that is that. If the light switch also has an LED on/off indicator, the feedback from the module operates in the same way. The LED indicator will flash should you have a short circuit or cable breach. A reset switch sends a bus signal to reset the outputs with an alarm. Every switch is equally intuitive, whether operating a lamp or a generator.

## Intelligent maintenance

Replacing a part anywhere in the system used to require complex configurations. The MasterBus system automatically recognises every replacement, including that of the Digital DC 10x10A. The system will ask whether the same configuration applies to the new part or whether you would like to change the configuration.

## More information

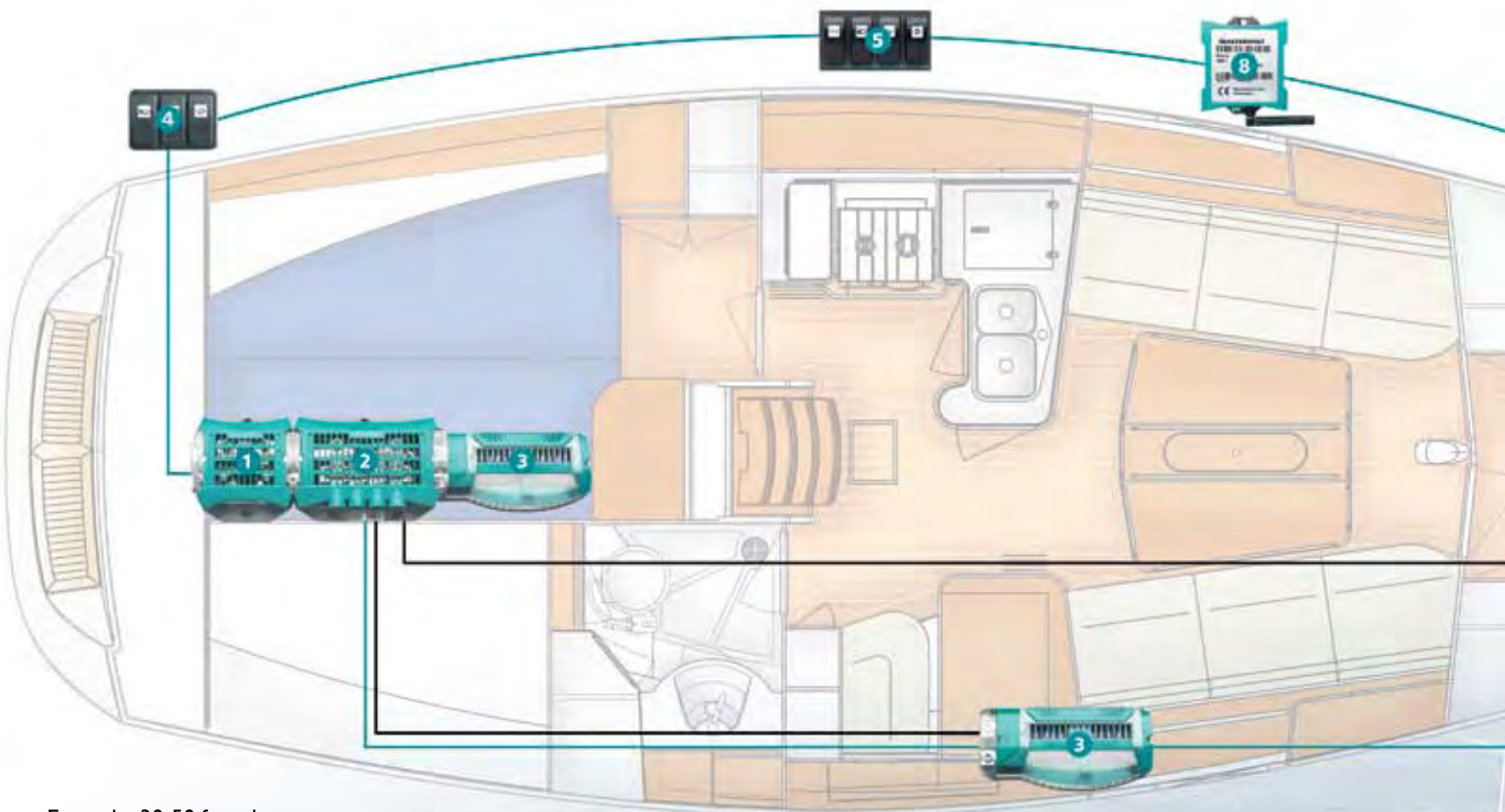
Contact your nearest sales agent or visit [www.mastervolt.com](http://www.mastervolt.com)




THE POWER TO BE INDEPENDENT

# Digital Switching: In all sizes

Mastervolt's Digital Switching simplifies the increasingly complex on-board systems. Spread throughout the boat, the Digital DC 10x10A operates all nearby users, resulting in a shorter power cable. Switches connected via a digital bus allow all users to be operated from multiple locations: Local, central and via mobile phone. This type of system used to require numerous additional components. Now advanced functions can be directly and easily activated.



Example: 30-50 ft yacht

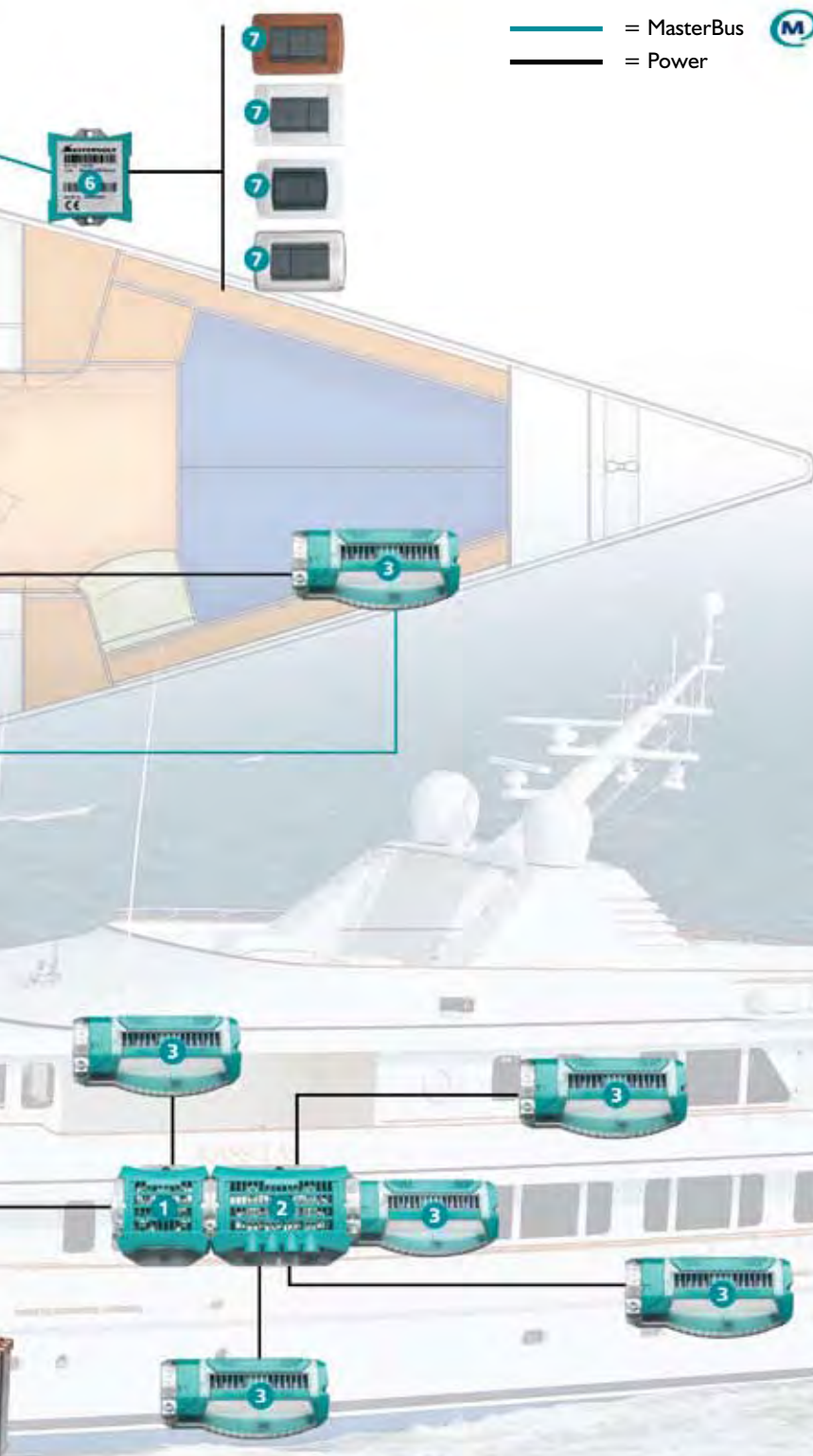


Example: 70-100 ft yacht



### Examples:

- Easy configuration: Keep the ventilation running while the engines are off without a time relay;
- Automatic alarm when the bilge pump is active for over an hour;
- Keeping deck lights on for 10 minutes or more makes it easier to disembark.



## Fully integrated system

### 1. MasterShunt 500

Easy to install battery monitor communicates via the MasterBus network, incl. main fuse.

### 2. DC Distribution 500

Distributor with ANL fuses that can be mounted directly to other MasterConnect products such as the MasterShunt 500. Also for use as an individual unit.

### 3. Digital DC 10x10A

The ten outputs are suitable for all DC users including lights, pumps and electronics. Operation via the MasterBus network or other products such as the MasterBus switch input 3.

### 4. MasterBus switch input 3

Makes the watertight Carling switches compatible with MasterBus. Multiple functions can be linked to the switches.

### 5. MasterBus switch input 4

LED in the switch provides status feedback of the equipment. For instance, the LED starts flashing (4 and 5) should a light stop working.

### 6. MasterBus digital input

Connects each switch to the MasterBus network. The feed for the input modules (4, 5 and 6) comes from the MasterBus network. The MasterBus digital input has 4 input channels so you can connect up to 4 switches on one box.

### 7. Switch

Various switching equipment communicates with MasterBus via the MasterBus digital input (6).

### 8. MasterBus GPRS module

Communicate with your boat via your mobile. Request information and operate equipment via text messages. If desired, this interface informs any mobile phone in case of alarm.

## Easy to extend

### 1. MasterShunt 500

An elaborate system in which multiple shunts are parallel switched, creating smaller subsystems and resulting in thinner cables and faster installation. The high-quality T-fuse in the MasterShunt guarantees extra safety, also when using powerful batteries.

### 2. DC Distribution 500

Provides connections with multiple Digital DC 10x10As and direct connections with large users.

### 3. Digital DC 10x10A

A press of the button activates and deactivates subsystems/areas from the central control panel.

### 4. 2 V gel batteries

## All components for a complete system



MasterBus digital input  
Article no. 77030900



MasterBus switch input 3  
Article no. 77031300



MasterBus switch input 4  
Article no. 77031400



MasterView Easy control panel  
Article no. 77010300



Digital AC 1x3A  
Article no. 77031500



Multipurpose contact output  
Article no. 77030500



MasterBus USB Interface  
Article no. 77030100



MasterBus Modbus Interface  
Article no. 77030800



MasterShunt 500  
Article no. 77020100



DC Distribution 500  
Article no. 77020200



Digital DC 10x10A  
Article no. 77020400



MasterBus GPRS module  
Article no. 77031000

Subject to change. For a complete overview of our products see [www.mastervolt.com](http://www.mastervolt.com)